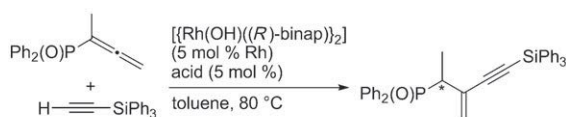


## Asymmetric Catalysis

T. Nishimura Xun-Xiang Guo,\*  
T. Hayashi\*

### Rhodium-Catalyzed Asymmetric Addition of Terminal Alkynes to Diarylphosphinylallenes

*Chem. Asian J.*  
DOI: 10.1002/asia.200800042



with  $\text{Ph}_2\text{P(O)OH}$  93% ee (*R*)  
with  $\text{HBF}_4$  84% ee (*S*)

**Just add acid:** The asymmetric addition of terminal alkynes to allenes is presented for the first time. The presence of an acid was found to be essential in the reaction giving *exo*-enynes in high yields with

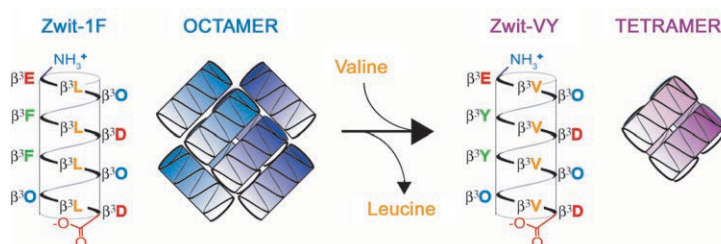
high regio- and enantioselectivity. The stereochemical outcome is shown to be determined by the protonolysis of the  $\pi$ -allylrhodium(I) intermediate involved in the catalytic cycle.

## Peptides

J. L. Goodman, M. A. Molski, J. Qiu,  
A. Schepartz\*

### Tetrameric $\beta^3$ -Peptide Bundles

*ChemBioChem*  
DOI: 10.1002/cbic.200800039



**A question of identity:** There is significant interest in the design of discrete, nonproteinaceous quaternary structures. We recently described a series of  $\beta^3$ -peptides that assemble into stable octameric bundles. Here we show that

bundle stoichiometry is controlled by the bundle core side-chain identity, whereby mutation of leucine to valine supports formation of discrete and stable tetrameric bundles.

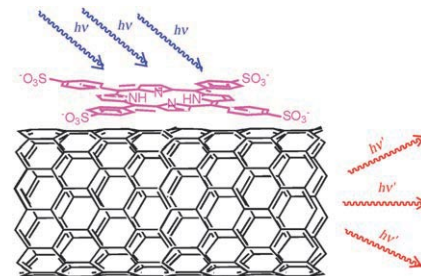
## Carbon Nanotubes

G. Magadur, J.-S. Lauret,\*  
V. Alain-Rizzo, C. Voisin,  
Ph. Roussignol, E. Deleporte,  
J. A. Delaire

### Excitation Transfer in Functionalized Carbon Nanotubes

*ChemPhysChem*  
DOI: 10.1002/cphc.200800104

**Energy flow:** Efficient excitation transfer from porphyrins to nanotubes occurs when the porphyrin molecules, which act as antenna, are flattened ( $\pi$ -stacked, see figure) on the nanotube wall. The photoluminescence of the nanotubes is enhanced when the excitation energy is tuned in resonance with the absorption band of the porphyrins.



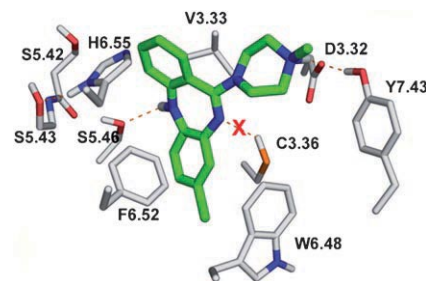
## Antipsychotic Agents


J. Selent, L. López, F. Sanz,  
M. Pastor\*

### Multi-Receptor Binding Profile of Clozapine and Olanzapine: A Structural Study Based on the New $\beta_2$ Adrenergic Receptor Template

*ChemMedChem*  
DOI: 10.1002/cmdc.200800074

**The relationships** between the multi-receptor binding profile of clozapine and olanzapine and their therapeutic properties were analyzed by using novel complexes built from the recently solved  $\beta_2$  adrenergic receptor structure. While interactions with position 3.36 determine the binding profile of clozapine-like ligands, diversity in TM5 and TM6 is responsible for subtle differences between clozapine and olanzapine.





Ultralong orthorhombic  $V_2O_5$  nanowires were synthesized by a facile hydrothermal oxidation route. Further research proves that there are certain criteria for the selection of suitable oxidizers. The optimal oxidizer should not only be thermodynamically favorable, but also kinetically favorable.

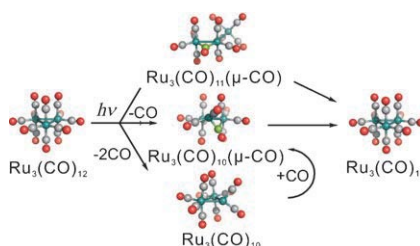
### 1D $V_2O_5$ Nanostructures

F. Zhou,\* X. M. Zhao, Y. Q. Liu,  
C. G. Yuan, L. Li

**Synthesis of Millimeter-Range Orthorhombic  $V_2O_5$  Nanowires and Impact of Thermodynamic and Kinetic Properties of the Oxidant on the Synthetic Process**

*Eur. J. Inorg. Chem.*  
DOI: 10.1002/ejic.200800148

**A matter of technique:** Time-resolved X-ray scattering was used to probe the photolysis of  $[Ru_3(CO)_{12}]$  in cyclohexane, and a new intermediate was identified besides the two  $\mu$ -CO intermediates known from ultrafast IR spectroscopy (see scheme). The major and hitherto-undetected intermediate contains only terminal CO and thus escaped detection by IR spectroscopy based on absorption bands of bridging CO.



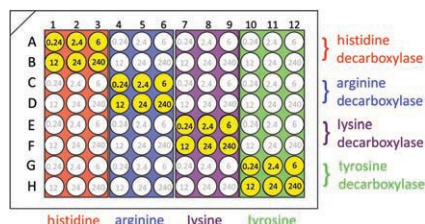
### Ultrafast X-ray Scattering

Q. Kong, J. H. Lee, A. Plech,  
M. Wulff, H. Ihee,\* M. H. J. Koch

**Ultrafast X-Ray Solution Scattering Reveals an Unknown Reaction Intermediate in the Photolysis of  $[Ru_3(CO)_{12}]$**

*Angew. Chem. Int. Ed.*  
DOI: 10.1002/anie.200801153

**Beautifully unselective:** The unselective recognition of macrocycles can be teamed up with the specificity of enzymatic reactions for the sensing of several amino acids in both cuvette and microtiter plate format (see scheme) and for the determination of extreme enantiomeric excess values up to 99.98%. The enantiospecific enzymatic decarboxylation of L-amino acids affords more highly positively charged amine products which displace a fluorescent indicator dye from the cation receptor cucurbit[7]uril.



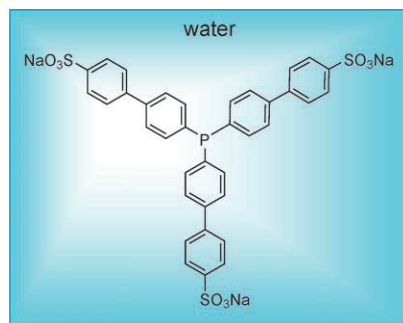
### Amino Acids

D. M. Bailey, A. Hennig,  
V. D. Uzunova, W. M. Nau\*

**Supramolecular Tandem Enzyme Assays for Multiparameter Sensor Arrays and Enantiomeric Excess Determination of Amino Acids**

*Chem. Eur. J.*  
DOI: 10.1002/chem.200800463

**Like a fish in water:** A true water-soluble analogue of  $PPh_3$  has been prepared starting from biphenyl bromide (see structure). The cone angle and the basicity of the trisulfonated trisbiphenylphosphane are similar to those of  $PPh_3$  and result in a similar coordination mode in palladium and rhodium complexes. The water-soluble phosphane proved efficient as a ligand in aqueous hydroformylation and Tsuji-Trost reactions.



### Sustainable Chemistry

M. Ferreira, H. Bricout, F. Hapiot,  
A. Sayede, S. Tilloy, E. Monflier\*

**A Property-Matched Water-Soluble Analogue of the Benchmark Ligand  $PPh_3$**

*ChemSusChem*  
DOI: 10.1002/cssc.200800097



On these pages, we feature a selection of the excellent work that has recently been published in our sister journals. If you are reading these pages on a computer, click on any of

the items to read the full article. Otherwise please see the DOIs for easy online access through Wiley InterScience.